# Front Terminal Deep Discharge /6FTDD-100B

**Front Terminal Deep Discharge Battery (FTDD)** is a valve - regulated lead acid batteries with high performance at deep discharge, thanks to the pure GEL technology preventing any leakage and layering on its electrodes. FTTD from its design concept without discharging memory fits telecom applications, as well as UPS, solar & wind applications. The low resistance PVC-SiO2 micro-porous separator ensure low self-discharging rate, and maximum charging efficiency. The advanced Nano-technology, and centralized vented system enables us to achieve a 12 years life time

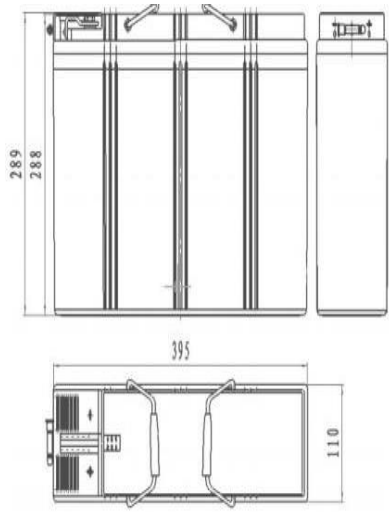


**Applications:**

- Telecommunications
- Emergency Power
- Power System
- Solar & Wind
- UPS

**Attain Certificates:**

- ISO9001
- ISO14001
- ISO18001
- CE

## TECHNICAL SPECIFICATIONS

| | |
|---|---|
| **Battery Model** | 6FTDD-100B |
| **Designed Life (Year, 25℃)** | 12 |
| **Capacity (Ah, 25℃)** | 20HR(5.0A,1.75V) : 100 Ah |
| | 10HR(9.0A,1.80V) : 90.0 Ah |
| | 5HR(15.3A,1.80V) : 76.5 Ah |
| | 1HR(45.0A,1.80V): 45.0 Ah |
| **Dimensions (mm)** | Length : 395 |
| | Width : 110 |
| | Height : 288 |
| | Total Height : 288 |
| **Approx. Weight (kg)** | 33.8 |
| **Internal Resistance (mΩ)** | 5.55 |
| **Maximum Discharge Current (A/3 Sec.)** | 847 |
| **Self-Discharge (25℃)** | ≤2% per months |
| **Charge Voltage (V/cell, 25℃)** | Cycle use : 2.33 (-3.5mV/℃/cell), max charge current:18A |
| | Float use : 2.22 (-3.5mV/℃/cell) |

# Front Terminal Deep Discharge /6FTDD-100B

**Constant current discharge data (25℃, A)**

| End voltage (V/Cell) | 5min | 10min | 15min | 20min | 30min | 45min | 1hr | 1.5hr | 2hr | 3hr | 5hr | 10hr | 20hr |
|---|---|---|---|---|---|---|---|---|---|---|---|---|---|
| **1.60** | 268.1 | 196.2 | 152.8 | 128.1 | 93.0 | 62.8 | 48 | 42.1 | 32.4 | 23.1 | 16.5 | 9.4 | 5.08 |
| **1.65** | 255.2 | 189.6 | 149.3 | 125.5 | 92.7 | 62.2 | 47.5 | 41.5 | 32.4 | 22.9 | 16.4 | 9.35 | 5.06 |
| **1.70** | 240.5 | 178.3 | 147.2 | 123.3 | 90.1 | 61.5 | 47 | 41 | 32.4 | 22.7 | 16.2 | 9.3 | 5.03 |
| **1.75** | 221.3 | 161.4 | 141.8 | 117.5 | 87.9 | 59.5 | 46 | 39.7 | 32.4 | 22.5 | 15.5 | 9.2 | 5.0 |
| **1.80** | 186.1 | 152.5 | 132.1 | 110.4 | 83.2 | 58 | 45 | 39.2 | 31.2 | 22.5 | 15.3 | 9.0 | 4.96 |

**Constant power discharge data (25℃, W/cell)**

| End voltage (V/Cell) | 5min | 10min | 15min | 20min | 30min | 45min | 1hr | 1.5hr | 2hr | 3hr | 5hr | 10hr | 20hr |
|---|---|---|---|---|---|---|---|---|---|---|---|---|---|
| **1.60** | 475.2 | 354.1 | 279.2 | 234.8 | 175.3 | 132.8 | 100.8 | 78.7 | 61.5 | 44.5 | 30.3 | 18 | 9.5 |
| **1.65** | 441.5 | 340.2 | 272.4 | 231.6 | 174.7 | 130.2 | 99.5 | 78.3 | 61.2 | 44.3 | 30.1 | 17.8 | 9.5 |
| **1.70** | 405 | 321.7 | 263.7 | 224.8 | 172.3 | 129 | 99 | 77 | 61 | 44 | 30 | 17.7 | 9.5 |
| **1.75** | 372.6 | 300.2 | 254.3 | 218.5 | 167.2 | 126.4 | 97.5 | 76 | 60.8 | 43.9 | 29.8 | 17.5 | 9.5 |
| **1.80** | 345.1 | 272.4 | 243.1 | 205.4 | 160.6 | 120.8 | 96.9 | 74.8 | 60.3 | 43.5 | 28.5 | 17.1 | 9.3 |

**Discharge voltage vs. discharge time**

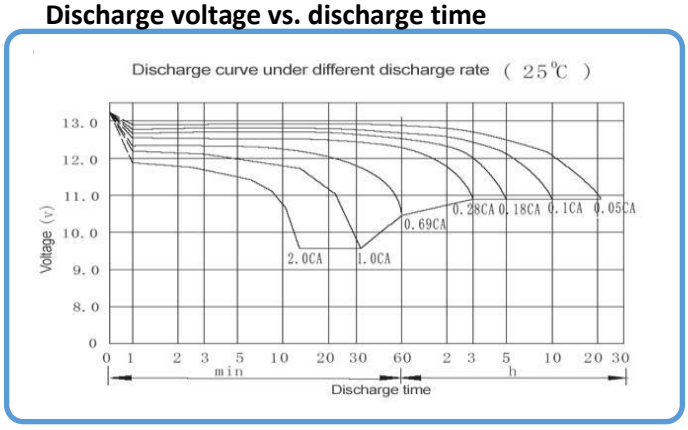


**Charge vs. discharge depth**

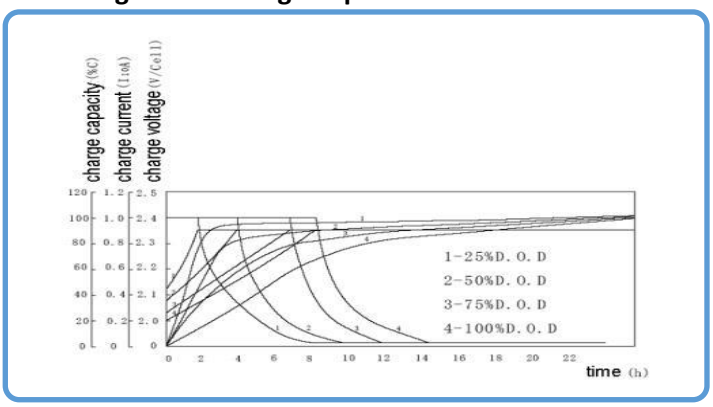


**Discharge capacity vs. temperature**

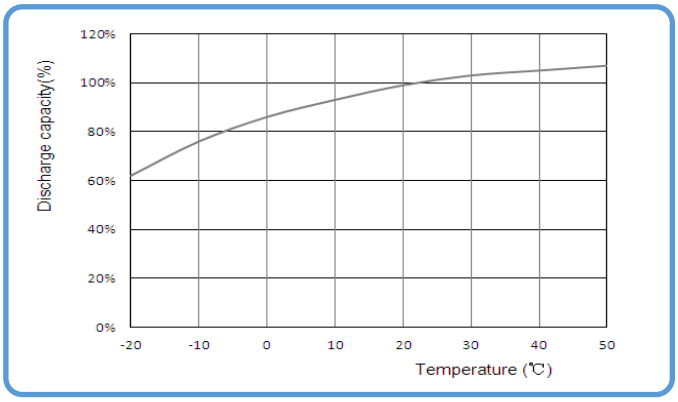

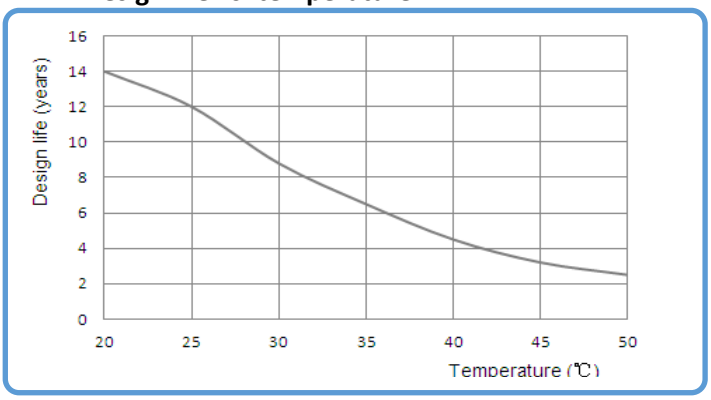
**Design life vs. temperature**